

Scaled data based on original data using  
LM-79-08 Approved Method: Electrical and Photometric Measurements of Solid-  
State Lighting Products

Test Report Prepared for  
Cooper Lighting Solutions  
(formerly Eaton)

Brand: McGRAW-EDISON

Report Number: P226336

Luminaire Tested: **ISW-AF-600-LED-E1-T2-8030-ULG**

Issue Date: 3/3/2020

**Test Information**

Test Method: LM-79-08  
Report Number: P226336  
TEST IS SCALED FROM IESNA LM-79-08 TEST DATA (P35937)-DOWNLIGHT AND  
Test Lab: INNOVATION CENTER-P3  
Issue Date: 3/3/2020  
Manufacturer: COOPER LIGHTING SOLUTIONS (FORMERLY EATON)  
Product Line: MCGRAW-EDISON  
Catalog Number: ISW-AF-600-LED-E1-T2-8030-ULG  
Description: IMPACT ELITE LED WEDGE LUMINAIRE WITH UPLIGHT  
LIGHT SQUARE WITH ACCULED OPTICS-TYPE II, WITH UPLIGHT GLOW  
Light Source: (16) 3000K CCT, 80 CRI LEDs and (1) UPLIGHT LED  
Ballast/Driver: ELECTRONIC DRIVER

**Summary**

Lumens per Lamp: N/A  
Luminaire Lumens: 5076.5 lumens  
Efficiency: N/A  
Efficacy: 100.7 lumens/watt  
Luminous Opening: Rectangular w/ Sides (W: 0.5' x L: 0.5' x H: 0.54')  
IES Classification: Type II - Medium - Non-Cutoff  
BUG Rating: B1 - U5 - G1

Input Watts (W): 50.4  
Input Voltage (V): 120  
Input Current (Ain): NR  
Voltage Rise (V): NR  
Power Factor: NR  
Total Harmonic Distortion (THDi): NR  
Frequency (hertz): 60  
Stabilization Time: NR  
Operation Time: NR  
Ambient Temperature (°C): NR  
Test Distance: 25 FT

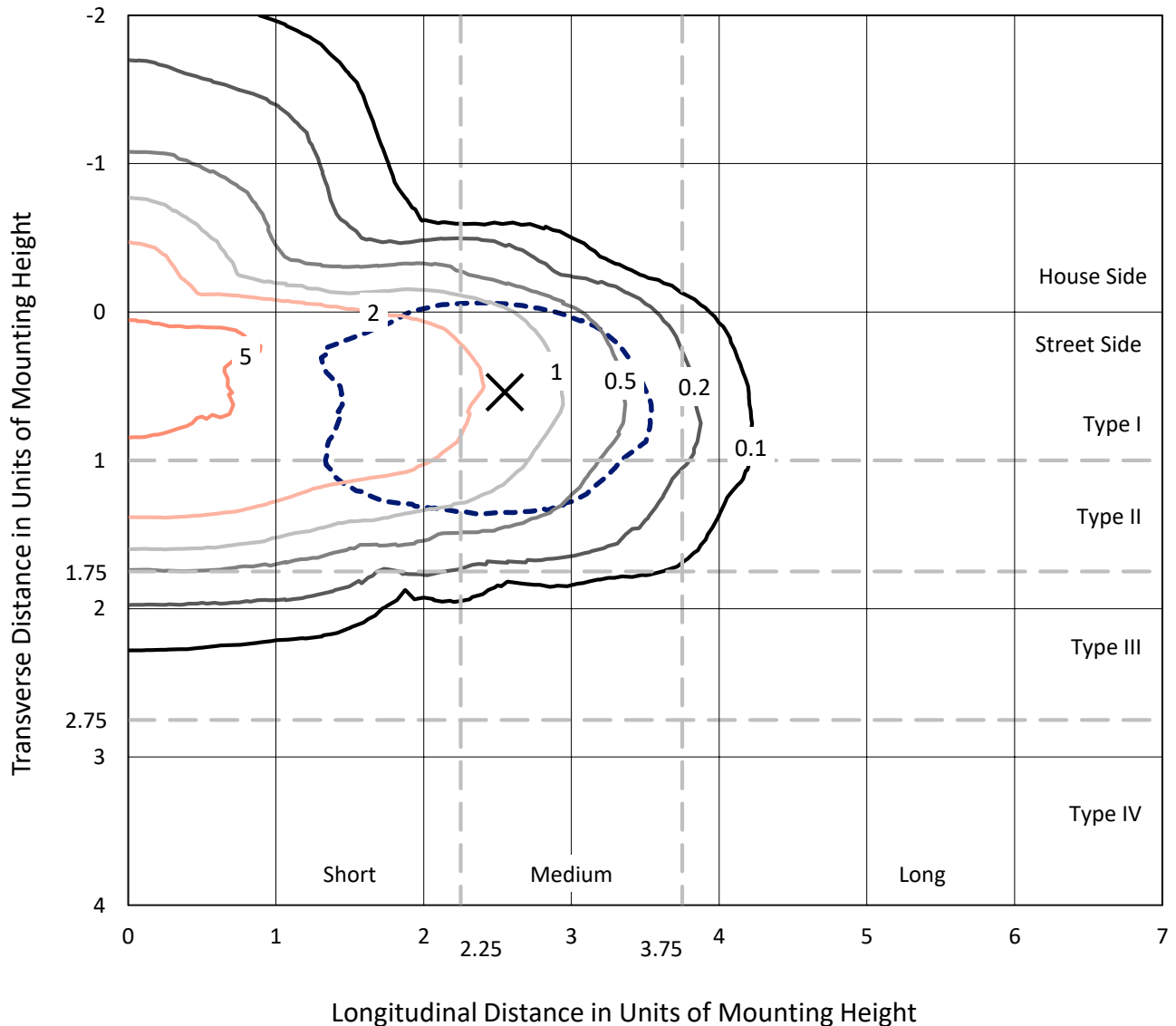


REPORT NUMBER: P226336

CATALOG NUMBER: ISW-AF-600-LED-E1-T2-8030-ULG

### Iso-Footcandle Lines of Horizontal Illumination

× Max cd  
 - - - 1/2 Max cd

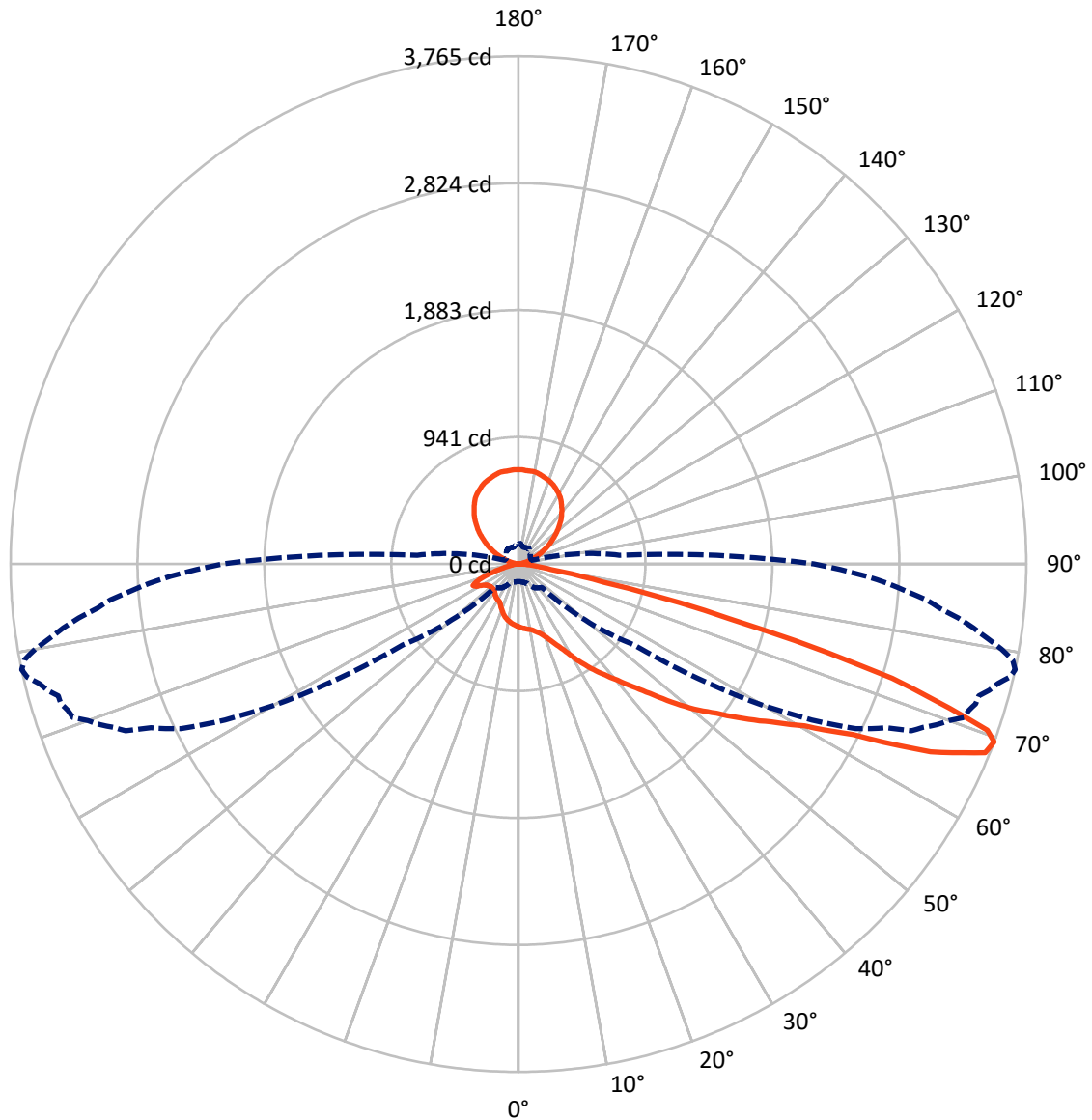


Based on 10 foot mounting height. Maximum calculated value = 6 fc  
 Type II - Medium - Non-Cutoff

REPORT NUMBER: P226336

CATALOG NUMBER: ISW-AF-600-LED-E1-T2-8030-ULG

### Luminous Intensity Polar Plot



— Vertical Plane Through 78-Deg Lateral      - - - Horizontal Cone Through 69-Deg Vertical

REPORT NUMBER: P226336

CATALOG NUMBER: ISW-AF-600-LED-E1-T2-8030-ULG

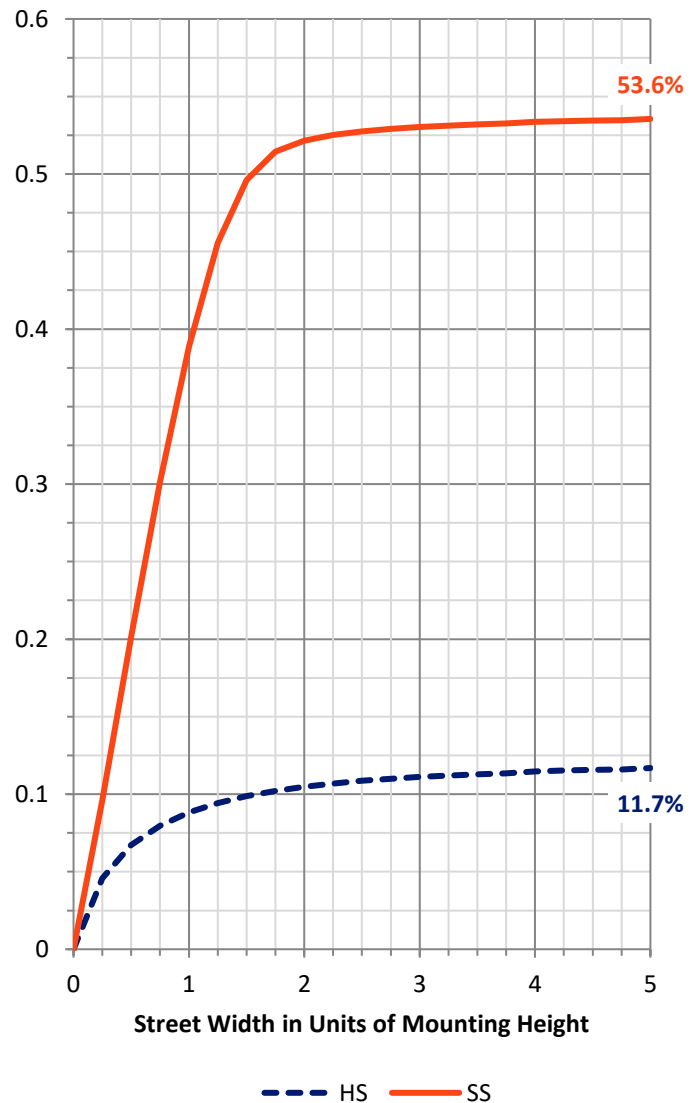
**FLUX DISTRIBUTION:**

		Downward	Upward	Total
<b>House Side</b>	Lumens	611.2	868.7	1480.0
	% Fixture	12.0	17.1	29.2
<b>Street Side</b>	Lumens	2728.4	868.1	3596.5
	% Fixture	53.7	17.1	70.8
<b>Total</b>	Lumens	3339.6	1736.9	5076.5
	% Fixture	65.8	34.2	100.0

**Coefficient of Utilization**

**ZONAL LUMENS:**

Zone	Lumens	% Fixture
0°-10°	43.1	0.8
10°-20°	130.3	2.6
20°-30°	233.5	4.6
30°-40°	381.2	7.5
40°-50°	563.8	11.1
50°-60°	736.2	14.5
60°-70°	823.3	16.2
70°-80°	369.6	7.3
80°-90°	58.7	1.2
90°-100°	11.0	0.2
100°-110°	57.4	1.1
110°-120°	166.1	3.3
120°-130°	273.2	5.4
130°-140°	336.8	6.6
140°-150°	344.6	6.8
150°-160°	290.3	5.7
160°-170°	191.2	3.8
170°-180°	66.3	1.3
0°-90°	3339.6	65.8
0°-180°	5076.5	100.0



REPORT NUMBER: P226336

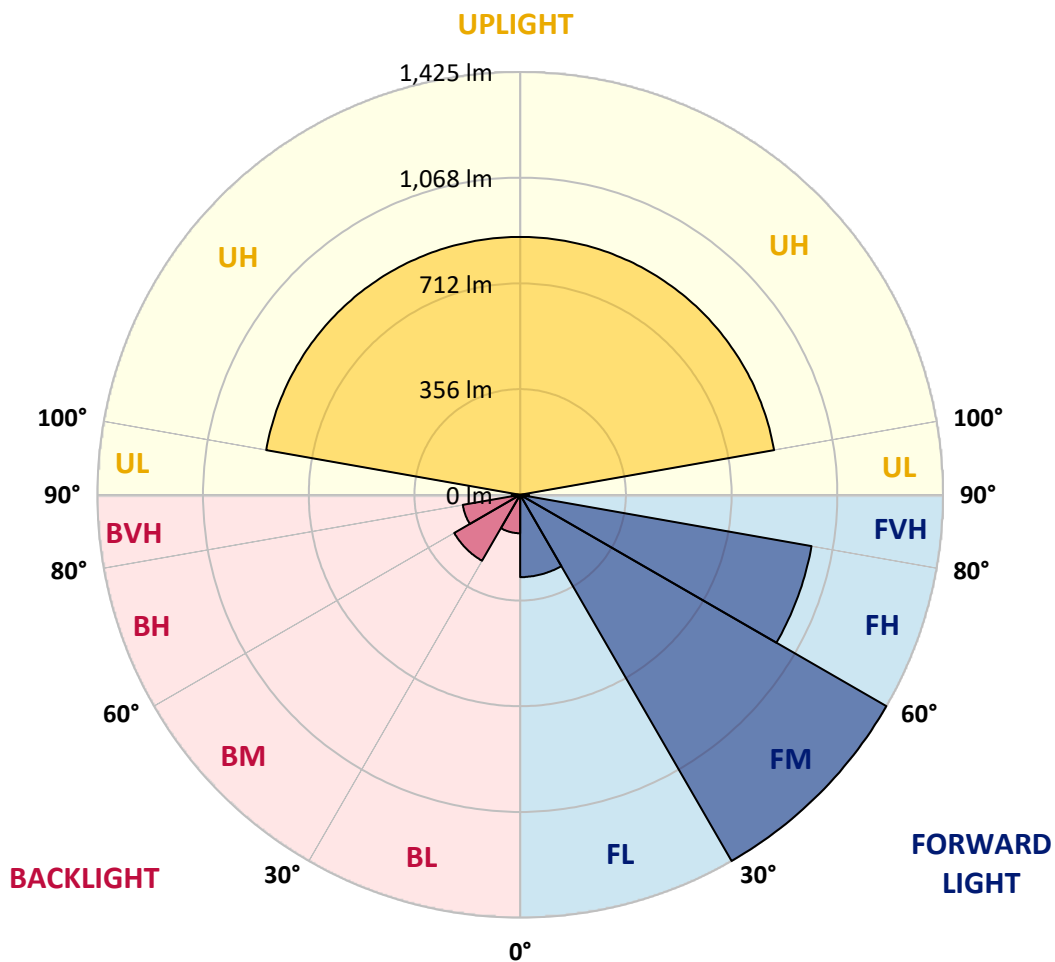
CATALOG NUMBER: ISW-AF-600-LED-E1-T2-8030-ULG

**LUMINAIRE CLASSIFICATION SYSTEM LUMEN TABLE AND BUG RATING:**

Zone		Lumens	% Fixture	Zone Rating/Lumen Limit		
				B	U	G
FL	(0°-30°)	277.3	5.5			
FM	(30°-60°)	1424.5	28.1			
FH	(60°-80°)	996.7	19.6			G1/1800
FVH	(80°-90°)	29.9	0.6			G1/100
BL	(0°-30°)	129.6	2.6	B1/500		
BM	(30°-60°)	256.6	5.1	B1/1000		
BH	(60°-80°)	196.3	3.9	B1/500		G1/500
BVH	(80°-90°)	28.7	0.6			G1/100
UL	(90°-100°)	11.0	0.2		U2/50	
UH	(100°-180°)	868.7	17.1		U4/1000	

**BUG Rating: B1-U5-G1**

Type II Medium





REPORT NUMBER: P226336

CATALOG NUMBER: ISW-AF-600-LED-E1-T2-8030-ULG

**CANDELA DISTRIBUTION (FULL):**

	0°	5°	15°	25°	35°	45°	55°	60°	61°	62°	64°
0°	464.5	464.5	464.5	464.5	464.5	464.5	464.5	464.5	464.5	464.5	464.5
2.5°	497.5	497.5	496.1	495.1	493.6	489.8	483.9	483.0	482.5	481.5	480.5
5°	533.9	530.0	531.0	528.6	523.2	516.4	505.8	500.4	497.5	497.0	495.1
7.5°	563.5	564.0	562.5	557.6	550.4	542.1	527.6	519.3	516.9	515.5	512.1
10°	584.8	583.3	582.4	581.4	575.6	568.8	550.4	540.2	538.2	534.4	530.5
12.5°	600.3	600.3	600.3	599.3	596.0	590.6	576.1	565.9	563.5	558.1	554.7
15°	617.3	615.4	613.4	612.0	612.4	612.4	601.8	594.0	590.1	587.2	580.4
17.5°	653.7	649.3	644.9	639.1	629.9	627.5	627.0	626.5	621.2	620.7	613.9
20°	684.7	680.8	676.9	671.1	658.0	644.0	651.2	658.0	657.1	657.5	654.1
22.5°	723.0	720.1	712.3	705.5	688.6	671.6	672.6	687.1	689.1	691.0	692.0
25°	775.4	773.9	761.3	748.2	728.8	712.8	697.8	715.7	719.6	724.0	732.7
27.5°	828.2	824.8	811.3	799.6	775.4	758.4	737.5	747.2	753.1	761.3	774.9
30°	896.6	887.4	882.5	856.4	834.0	809.3	791.4	794.3	793.3	803.0	823.9
32.5°	995.5	981.0	956.7	930.5	904.4	871.4	856.4	855.9	853.4	864.6	876.2
35°	1048.9	1045.5	1030.4	1004.2	975.6	944.6	934.9	925.7	927.1	933.0	937.3
37.5°	1106.6	1103.7	1092.0	1077.5	1055.6	1072.6	1018.8	1005.2	998.9	996.0	997.5
40°	1131.8	1134.2	1140.5	1142.9	1130.3	1211.8	1105.6	1061.0	1059.0	1054.7	1050.3
42.5°	1137.1	1143.4	1156.0	1183.7	1195.8	1373.3	1177.4	1123.5	1115.8	1112.4	1112.9
45°	1156.5	1166.2	1168.6	1193.8	1251.1	1381.5	1258.3	1178.8	1173.0	1172.5	1169.6
47.5°	1203.5	1216.6	1216.6	1227.8	1282.1	1397.5	1286.0	1234.1	1230.2	1228.3	1236.0
50°	1210.3	1227.8	1262.7	1298.6	1337.9	1410.6	1317.5	1294.2	1295.7	1300.0	1322.8
52.5°	1095.4	1112.9	1205.0	1310.7	1438.7	1446.5	1365.0	1374.2	1383.9	1405.3	1447.0
55°	939.3	951.9	1061.0	1230.2	1442.6	1582.7	1484.3	1510.0	1530.4	1536.7	1602.1
57.5°	739.5	756.9	868.0	1087.7	1347.1	1621.5	1758.8	1770.4	1747.6	1768.5	1792.2
60°	400.5	398.6	553.3	786.5	1146.3	1549.8	2023.5	2223.3	2228.2	2260.2	2221.9
62.5°	224.0	224.0	268.6	403.9	737.5	1311.2	2150.6	2615.1	2675.7	2726.6	2838.7
65°	169.2	170.7	186.7	243.4	414.1	827.7	2057.5	2749.0	2865.3	2982.2	3178.6
67.5°	140.6	140.6	152.3	181.4	258.9	375.8	1514.9	2480.3	2625.8	2765.4	3037.0
69°	130.4	130.9	139.7	159.5	216.8	244.4	1046.4	2103.1	2269.4	2462.9	2782.9
70°	125.6	124.1	132.4	148.9	196.4	193.0	766.6	1828.6	1957.6	2131.2	2499.2
72.5°	111.5	110.1	114.4	127.0	154.7	137.7	312.8	983.9	1178.3	1372.8	1666.1
75°	99.4	98.0	101.3	107.2	120.3	105.2	157.1	412.2	499.0	644.9	889.8
77.5°	87.8	84.9	87.8	91.6	94.6	78.6	106.7	190.6	233.7	287.1	405.4
80°	79.5	76.6	80.0	78.1	74.2	60.6	70.8	111.0	123.2	147.4	193.0
82.5°	56.7	56.2	76.1	78.6	59.2	44.1	50.4	71.3	79.5	83.9	101.8
85°	34.9	33.5	44.1	56.2	60.1	27.6	32.5	42.2	44.1	48.0	56.7
87.5°	17.9	18.4	23.8	29.1	39.3	16.5	19.4	24.7	24.7	24.7	28.1
90°	9.4	10.3	14.3	18.2	16.2	11.4	14.3	13.8	15.0	14.2	15.6
92.5°	4.0	4.0	5.0	6.0	6.0	6.0	7.0	7.0	7.0	7.0	7.0
95°	5.0	5.0	6.0	7.0	7.0	7.0	7.0	7.5	7.6	7.7	7.9
97.5°	7.0	7.0	8.0	8.0	9.0	9.0	12.0	11.0	10.8	10.6	10.2
100°	8.0	8.0	9.0	10.0	12.0	21.0	29.0	27.5	27.2	26.9	26.3
102.5°	11.0	11.0	13.0	18.0	27.0	40.0	50.0	48.5	48.2	47.9	47.3
105°	21.0	22.0	27.0	36.0	48.0	63.0	72.0	71.0	70.8	70.6	70.2
107.5°	41.0	42.0	49.0	58.0	73.0	88.0	95.0	94.5	94.4	94.3	94.1



REPORT NUMBER: P226336

CATALOG NUMBER: ISW-AF-600-LED-E1-T2-8030-ULG

**CANDELA DISTRIBUTION (continued):**

	0°	5°	15°	25°	35°	45°	55°	60°	61°	62°	64°
110°	66.0	68.0	74.0	87.0	102.0	114.0	120.0	120.5	120.6	120.7	120.9
112.5°	99.0	99.0	106.0	121.0	134.0	143.0	148.0	149.0	149.2	149.4	149.8
115°	140.0	139.0	147.0	159.0	168.0	174.0	179.0	180.5	180.8	181.1	181.7
117.5°	184.0	184.0	189.0	197.0	202.0	205.0	211.0	213.0	213.4	213.8	214.6
120°	225.0	223.0	226.0	233.0	237.0	243.0	246.0	248.0	248.4	248.8	249.6
122.5°	263.0	260.0	261.0	267.0	271.0	277.0	279.0	281.0	281.4	281.8	282.6
125°	298.0	294.0	296.0	299.0	305.0	310.0	313.0	314.0	314.2	314.4	314.8
127.5°	330.0	329.0	329.0	333.0	339.0	340.0	345.0	345.5	345.6	345.7	345.9
130°	363.0	361.0	362.0	366.0	370.0	372.0	377.0	379.0	379.4	379.8	380.6
132.5°	396.0	394.0	393.0	401.0	404.0	405.0	411.0	413.5	414.0	414.5	415.5
135°	429.0	426.0	426.0	432.0	435.0	437.0	443.0	445.5	446.0	446.5	447.5
137.5°	460.0	457.0	459.0	460.0	464.0	468.0	473.0	474.0	474.2	474.4	474.8
140°	488.0	485.0	487.0	489.0	491.0	497.0	500.0	501.0	501.2	501.4	501.8
142.5°	518.0	515.0	517.0	518.0	521.0	525.0	527.0	530.0	530.6	531.2	532.4
145°	550.0	546.0	544.0	547.0	550.0	551.0	556.0	559.0	559.6	560.2	561.4
147.5°	575.0	572.0	571.0	574.0	574.0	575.0	580.0	582.5	583.0	583.5	584.5
150°	595.0	592.0	593.0	593.0	593.0	593.0	597.0	598.5	598.8	599.1	599.7
152.5°	611.0	608.0	608.0	609.0	610.0	610.0	611.0	612.5	612.8	613.1	613.7
155°	629.0	625.0	625.0	627.0	630.0	628.0	626.0	628.5	629.0	629.5	630.5
157.5°	646.0	643.0	643.0	644.0	646.0	645.0	644.0	646.0	646.4	646.8	647.6
160°	663.0	660.0	659.0	656.0	655.0	655.0	658.0	661.0	661.6	662.2	663.4
162.5°	673.0	669.0	669.0	665.0	661.0	663.0	667.0	669.0	669.4	669.8	670.6
165°	681.0	678.0	676.0	676.0	673.0	673.0	672.0	674.5	675.0	675.5	676.5
167.5°	690.0	687.0	684.0	686.0	688.0	685.0	678.0	681.0	681.6	682.2	683.4
170°	698.0	695.0	692.0	692.0	693.0	691.0	686.0	687.5	687.8	688.1	688.7
172.5°	699.0	697.0	695.0	693.0	690.0	690.0	689.0	690.5	690.8	691.1	691.7
175°	700.0	698.0	697.0	695.0	691.0	690.0	690.0	692.5	693.0	693.5	694.5
177.5°	707.0	705.0	700.0	699.0	697.0	695.0	694.0	696.5	697.0	697.5	698.5
180°	700.0	700.0	700.0	700.0	700.0	700.0	700.0	700.0	700.0	700.0	700.0





REPORT NUMBER: P226336

CATALOG NUMBER: ISW-AF-600-LED-E1-T2-8030-ULG

**CANDELA DISTRIBUTION (continued):**

	65°	66°	67°	68°	69°	70°	71°	72°	73°	74°	75°
0°	464.5	464.5	464.5	464.5	464.5	464.5	464.5	464.5	464.5	464.5	464.5
2.5°	481.0	479.6	477.6	478.1	477.2	475.7	476.2	475.7	476.2	475.2	474.2
5°	495.1	494.1	491.2	490.7	489.8	488.8	487.3	485.9	485.4	484.4	482.5
7.5°	511.1	508.2	506.7	504.8	502.4	498.5	498.0	496.1	494.6	493.6	491.2
10°	527.6	524.2	522.2	519.8	517.4	515.0	512.5	509.2	505.8	504.8	501.9
12.5°	552.3	547.9	544.1	540.2	537.8	533.4	530.0	525.6	522.2	520.8	515.9
15°	579.5	573.6	569.8	566.9	563.0	559.1	554.7	550.9	545.5	541.2	536.8
17.5°	611.5	606.1	603.2	597.9	593.0	588.7	585.3	580.4	576.1	568.3	564.4
20°	653.7	649.3	645.9	640.1	634.7	630.4	627.5	617.3	611.5	604.7	598.4
22.5°	692.9	693.4	690.0	686.1	682.8	676.9	672.1	664.8	657.5	649.3	640.6
25°	735.6	739.5	740.0	739.0	737.1	730.3	727.8	720.6	714.8	701.2	697.3
27.5°	783.1	787.5	792.8	799.6	801.1	793.8	797.2	789.9	779.7	773.9	761.3
30°	829.2	841.3	852.5	860.2	865.1	868.5	866.0	863.6	856.8	847.1	836.0
32.5°	888.4	901.0	912.1	929.1	937.8	948.5	946.5	947.5	945.1	935.4	922.3
35°	948.0	959.2	973.7	984.9	1006.2	1017.8	1027.5	1027.0	1027.0	1021.2	1008.6
37.5°	1000.9	1007.2	1019.3	1037.7	1051.8	1070.2	1085.7	1092.0	1102.2	1102.7	1089.1
40°	1056.1	1062.4	1071.7	1085.2	1100.7	1122.6	1143.4	1163.8	1173.5	1183.7	1178.3
42.5°	1115.8	1122.6	1129.4	1138.1	1160.4	1177.4	1205.5	1233.1	1253.0	1273.9	1271.4
45°	1174.9	1182.7	1192.4	1205.5	1225.4	1253.0	1280.2	1311.2	1356.8	1381.5	1398.5
47.5°	1241.9	1254.5	1272.4	1293.3	1309.3	1337.9	1372.3	1420.3	1466.4	1509.0	1535.7
50°	1342.7	1347.6	1376.7	1397.0	1427.6	1456.7	1491.1	1533.3	1592.9	1636.6	1679.2
52.5°	1461.5	1479.9	1509.0	1532.3	1556.6	1585.7	1621.1	1658.9	1718.0	1767.0	1822.3
55°	1614.7	1640.9	1666.1	1678.8	1712.7	1738.9	1767.5	1804.8	1868.4	1921.7	1986.7
57.5°	1797.6	1823.7	1835.9	1854.3	1868.8	1897.9	1936.7	1961.9	2018.2	2073.5	2142.3
60°	2172.9	2156.4	2170.9	2142.3	2138.0	2140.4	2148.6	2168.0	2199.6	2251.0	2323.7
62.5°	2850.3	2826.5	2763.5	2740.7	2696.6	2636.9	2580.7	2572.9	2556.4	2595.2	2640.8
65°	3246.0	3332.3	3341.5	3365.8	3348.3	3301.8	3235.8	3214.5	3161.1	3123.8	3121.4
67.5°	3150.9	3280.4	3361.4	3463.7	3520.4	3575.7	3590.3	3609.2	3574.8	3557.8	3562.6
69°	2886.7	2982.7	3164.0	3233.9	3323.6	3397.3	3494.3	3511.2	3544.7	3549.5	3614.0
70°	2624.8	2765.9	2869.7	2974.4	3098.6	3179.6	3223.2	3295.0	3377.9	3418.6	3488.4
72.5°	1887.3	1933.3	2007.0	2142.8	2177.2	2261.1	2347.0	2408.1	2505.5	2574.4	2738.8
75°	1018.3	1046.0	1161.8	1238.9	1259.3	1287.0	1350.0	1365.0	1401.4	1423.7	1581.8
77.5°	465.0	507.2	522.2	564.4	540.7	552.3	567.3	564.0	574.1	622.6	677.9
80°	214.3	222.6	228.4	245.8	246.8	242.9	244.4	242.0	240.0	247.8	253.6
82.5°	104.3	116.9	116.9	127.5	132.9	131.4	134.3	133.4	135.3	133.4	139.7
85°	61.1	61.1	65.9	71.8	70.8	72.7	72.7	76.6	77.1	78.1	78.1
87.5°	28.6	31.5	33.0	35.4	36.4	37.8	38.8	38.8	39.3	38.3	39.3
90°	16.3	16.3	21.1	21.1	22.1	23.5	21.6	22.6	26.0	21.6	25.0
92.5°	7.0	6.9	6.8	6.7	6.6	6.5	6.4	6.3	6.2	6.1	6.0
95°	8.0	7.9	7.8	7.7	7.6	7.5	7.4	7.3	7.2	7.1	7.0
97.5°	10.0	9.9	9.8	9.7	9.6	9.5	9.4	9.3	9.2	9.1	9.0
100°	26.0	25.7	25.4	25.1	24.8	24.5	24.2	23.9	23.6	23.3	23.0
102.5°	47.0	46.5	46.0	45.5	45.0	44.5	44.0	43.5	43.0	42.5	42.0
105°	70.0	69.5	69.0	68.5	68.0	67.5	67.0	66.5	66.0	65.5	65.0
107.5°	94.0	93.6	93.2	92.8	92.4	92.0	91.6	91.2	90.8	90.4	90.0



REPORT NUMBER: P226336

CATALOG NUMBER: ISW-AF-600-LED-E1-T2-8030-ULG

**CANDELA DISTRIBUTION (continued):**

	65°	66°	67°	68°	69°	70°	71°	72°	73°	74°	75°
110°	121.0	120.8	120.6	120.4	120.2	120.0	119.8	119.6	119.4	119.2	119.0
112.5°	150.0	149.9	149.8	149.7	149.6	149.5	149.4	149.3	149.2	149.1	149.0
115°	182.0	181.7	181.4	181.1	180.8	180.5	180.2	179.9	179.6	179.3	179.0
117.5°	215.0	214.5	214.0	213.5	213.0	212.5	212.0	211.5	211.0	210.5	210.0
120°	250.0	249.5	249.0	248.5	248.0	247.5	247.0	246.5	246.0	245.5	245.0
122.5°	283.0	282.5	282.0	281.5	281.0	280.5	280.0	279.5	279.0	278.5	278.0
125°	315.0	314.5	314.0	313.5	313.0	312.5	312.0	311.5	311.0	310.5	310.0
127.5°	346.0	346.0	346.0	346.0	346.0	346.0	346.0	346.0	346.0	346.0	346.0
130°	381.0	381.0	381.0	381.0	381.0	381.0	381.0	381.0	381.0	381.0	381.0
132.5°	416.0	415.8	415.6	415.4	415.2	415.0	414.8	414.6	414.4	414.2	414.0
135°	448.0	447.9	447.8	447.7	447.6	447.5	447.4	447.3	447.2	447.1	447.0
137.5°	475.0	475.1	475.2	475.3	475.4	475.5	475.6	475.7	475.8	475.9	476.0
140°	502.0	502.2	502.4	502.6	502.8	503.0	503.2	503.4	503.6	503.8	504.0
142.5°	533.0	533.0	533.0	533.0	533.0	533.0	533.0	533.0	533.0	533.0	533.0
145°	562.0	561.9	561.8	561.7	561.6	561.5	561.4	561.3	561.2	561.1	561.0
147.5°	585.0	585.1	585.2	585.3	585.4	585.5	585.6	585.7	585.8	585.9	586.0
150°	600.0	600.3	600.6	600.9	601.2	601.5	601.8	602.1	602.4	602.7	603.0
152.5°	614.0	614.4	614.8	615.2	615.6	616.0	616.4	616.8	617.2	617.6	618.0
155°	631.0	631.5	632.0	632.5	633.0	633.5	634.0	634.5	635.0	635.5	636.0
157.5°	648.0	648.2	648.4	648.6	648.8	649.0	649.2	649.4	649.6	649.8	650.0
160°	664.0	663.7	663.4	663.1	662.8	662.5	662.2	661.9	661.6	661.3	661.0
162.5°	671.0	670.9	670.8	670.7	670.6	670.5	670.4	670.3	670.2	670.1	670.0
165°	677.0	677.3	677.6	677.9	678.2	678.5	678.8	679.1	679.4	679.7	680.0
167.5°	684.0	684.4	684.8	685.2	685.6	686.0	686.4	686.8	687.2	687.6	688.0
170°	689.0	689.5	690.0	690.5	691.0	691.5	692.0	692.5	693.0	693.5	694.0
172.5°	692.0	692.2	692.4	692.6	692.8	693.0	693.2	693.4	693.6	693.8	694.0
175°	695.0	695.1	695.2	695.3	695.4	695.5	695.6	695.7	695.8	695.9	696.0
177.5°	699.0	699.2	699.4	699.6	699.8	700.0	700.2	700.4	700.6	700.8	701.0
180°	700.0	700.0	700.0	700.0	700.0	700.0	700.0	700.0	700.0	700.0	700.0



REPORT NUMBER: P226336

CATALOG NUMBER: ISW-AF-600-LED-E1-T2-8030-ULG

**CANDELA DISTRIBUTION (continued):**

	76°	77°	78°	79°	80°	81°	82°	83°	84°	85°	86°
0°	464.5	464.5	464.5	464.5	464.5	464.5	464.5	464.5	464.5	464.5	464.5
2.5°	473.3	474.2	473.8	471.8	471.3	471.3	470.4	469.9	468.9	468.4	469.4
5°	482.0	482.0	480.5	478.6	476.7	476.2	475.7	473.3	472.3	471.3	470.4
7.5°	490.2	489.3	487.3	483.9	482.0	481.5	479.6	477.2	474.7	472.8	471.8
10°	499.0	498.0	494.1	491.7	487.8	487.3	483.9	481.0	478.6	476.2	474.2
12.5°	511.6	510.6	506.2	500.4	497.5	495.6	491.2	487.8	484.4	481.5	478.1
15°	531.0	527.1	524.2	518.4	514.0	510.1	504.8	499.9	495.1	490.2	487.3
17.5°	558.1	552.8	545.0	541.6	535.8	529.5	522.2	518.9	512.5	506.7	500.9
20°	593.5	588.2	576.1	571.7	563.5	554.3	548.4	541.2	535.8	526.6	520.3
22.5°	632.8	628.0	616.3	604.7	596.9	589.7	580.4	571.2	561.0	552.3	545.5
25°	683.7	676.4	666.3	654.6	643.0	632.8	620.2	607.1	598.4	586.3	576.6
27.5°	753.1	740.5	723.5	710.9	701.7	686.1	670.6	659.0	645.4	629.4	618.7
30°	828.2	814.2	801.6	787.0	771.5	756.5	735.1	718.2	703.6	686.6	669.2
32.5°	911.6	899.5	881.6	862.7	845.7	826.8	811.3	793.3	768.1	750.2	731.7
35°	995.5	981.5	963.0	947.0	927.6	908.2	890.8	867.0	844.2	818.5	792.8
37.5°	1076.5	1064.4	1044.0	1019.8	1002.8	981.9	964.0	938.8	911.6	883.0	863.6
40°	1166.7	1147.3	1133.2	1105.1	1087.7	1064.4	1038.7	1019.3	993.1	962.1	934.4
42.5°	1270.0	1256.4	1241.4	1218.6	1200.2	1172.5	1140.0	1115.3	1091.0	1054.2	1015.9
45°	1400.9	1392.2	1367.4	1349.0	1324.3	1295.2	1267.1	1237.0	1198.7	1156.0	1121.1
47.5°	1558.0	1551.2	1528.9	1502.7	1470.2	1431.0	1404.8	1363.6	1331.1	1277.7	1236.0
50°	1700.6	1704.0	1691.9	1651.6	1622.5	1583.2	1542.0	1506.1	1456.2	1400.9	1347.6
52.5°	1870.8	1867.4	1836.8	1814.5	1780.1	1732.6	1687.5	1641.4	1586.6	1529.4	1463.0
55°	2033.7	2043.9	2022.6	1991.0	1949.3	1882.9	1837.3	1777.7	1720.0	1656.9	1580.3
57.5°	2191.8	2224.3	2207.8	2170.5	2127.8	2079.8	2019.6	1952.7	1893.1	1810.7	1724.3
60°	2388.7	2431.8	2438.6	2414.4	2367.8	2312.0	2233.0	2180.6	2098.7	2022.6	1956.1
62.5°	2691.7	2789.7	2783.9	2795.5	2762.5	2728.1	2635.5	2579.2	2472.6	2417.8	2325.1
65°	3198.0	3270.2	3357.0	3354.1	3331.3	3248.9	3152.9	3058.8	2988.5	2880.4	2783.9
67.5°	3622.8	3682.4	3733.8	3707.1	3654.8	3562.1	3449.6	3318.7	3211.6	3092.3	2965.7
69°	3662.5	3735.3	3765.3	3732.4	3638.3	3517.5	3407.5	3285.7	3138.3	3036.0	2881.8
70°	3555.8	3627.6	3688.2	3603.4	3517.1	3399.2	3279.0	3152.4	3020.5	2910.4	2754.8
72.5°	2824.6	2905.6	2897.3	2888.1	2819.3	2701.4	2590.9	2523.0	2430.4	2297.5	2185.0
75°	1642.4	1679.7	1614.3	1683.1	1600.7	1481.9	1497.4	1420.8	1352.9	1276.3	1217.1
77.5°	644.9	677.9	643.5	632.3	595.5	587.2	525.6	532.9	502.4	442.2	414.6
80°	244.4	248.8	242.9	230.8	228.4	214.3	210.5	196.9	190.6	170.7	163.4
82.5°	131.4	133.8	130.0	126.1	123.2	114.9	109.6	99.4	93.6	87.3	86.8
85°	75.6	73.7	71.8	69.8	65.5	60.6	56.7	52.9	48.5	45.1	41.7
87.5°	39.8	40.2	40.7	38.8	35.9	32.0	29.6	28.1	24.7	23.3	21.8
90°	21.9	18.3	19.6	22.3	21.1	18.5	17.8	16.1	14.5	14.3	12.8
92.5°	6.0	6.0	6.0	6.0	6.0	6.0	6.0	6.0	6.0	6.0	6.0
95°	7.0	7.0	7.0	7.0	7.0	7.0	7.0	7.0	7.0	7.0	7.0
97.5°	8.9	8.8	8.7	8.6	8.5	8.4	8.3	8.2	8.1	8.0	8.0
100°	22.6	22.2	21.8	21.4	21.0	20.6	20.2	19.8	19.4	19.0	19.0
102.5°	41.7	41.4	41.1	40.8	40.5	40.2	39.9	39.6	39.3	39.0	38.8
105°	64.6	64.2	63.8	63.4	63.0	62.6	62.2	61.8	61.4	61.0	61.0
107.5°	89.7	89.4	89.1	88.8	88.5	88.2	87.9	87.6	87.3	87.0	86.8



REPORT NUMBER: P226336  
 CATALOG NUMBER: ISW-AF-600-LED-E1-T2-8030-ULG

REPORT N  
 CATALOG

**CANDELA DISTRIBUTION (continued):**

**CANDELA**

	76°	77°	78°	79°	80°	81°	82°	83°	84°	85°	86°	
110°	118.7	118.4	118.1	117.8	117.5	117.2	116.9	116.6	116.3	116.0	116.2	0°
112.5°	148.8	148.6	148.4	148.2	148.0	147.8	147.6	147.4	147.2	147.0	147.0	2.5°
115°	178.8	178.6	178.4	178.2	178.0	177.8	177.6	177.4	177.2	177.0	177.2	5°
117.5°	209.8	209.6	209.4	209.2	209.0	208.8	208.6	208.4	208.2	208.0	208.2	7.5°
120°	244.8	244.6	244.4	244.2	244.0	243.8	243.6	243.4	243.2	243.0	243.0	10°
122.5°	277.8	277.6	277.4	277.2	277.0	276.8	276.6	276.4	276.2	276.0	276.2	12.5°
125°	310.0	310.0	310.0	310.0	310.0	310.0	310.0	310.0	310.0	310.0	310.0	15°
127.5°	345.9	345.8	345.7	345.6	345.5	345.4	345.3	345.2	345.1	345.0	345.4	17.5°
130°	380.8	380.6	380.4	380.2	380.0	379.8	379.6	379.4	379.2	379.0	379.2	20°
132.5°	414.0	414.0	414.0	414.0	414.0	414.0	414.0	414.0	414.0	414.0	414.2	22.5°
135°	447.3	447.6	447.9	448.2	448.5	448.8	449.1	449.4	449.7	450.0	450.2	25°
137.5°	476.5	477.0	477.5	478.0	478.5	479.0	479.5	480.0	480.5	481.0	481.2	27.5°
140°	504.5	505.0	505.5	506.0	506.5	507.0	507.5	508.0	508.5	509.0	509.4	30°
142.5°	533.1	533.2	533.3	533.4	533.5	533.6	533.7	533.8	533.9	534.0	534.4	32.5°
145°	560.7	560.4	560.1	559.8	559.5	559.2	558.9	558.6	558.3	558.0	558.4	35°
147.5°	585.7	585.4	585.1	584.8	584.5	584.2	583.9	583.6	583.3	583.0	583.4	37.5°
150°	603.3	603.6	603.9	604.2	604.5	604.8	605.1	605.4	605.7	606.0	606.8	40°
152.5°	618.5	619.0	619.5	620.0	620.5	621.0	621.5	622.0	622.5	623.0	624.0	42.5°
155°	636.2	636.4	636.6	636.8	637.0	637.2	637.4	637.6	637.8	638.0	638.6	45°
157.5°	650.0	650.0	650.0	650.0	650.0	650.0	650.0	650.0	650.0	650.0	651.0	47.5°
160°	660.9	660.8	660.7	660.6	660.5	660.4	660.3	660.2	660.1	660.0	661.2	50°
162.5°	669.8	669.6	669.4	669.2	669.0	668.8	668.6	668.4	668.2	668.0	669.2	52.5°
165°	679.8	679.6	679.4	679.2	679.0	678.8	678.6	678.4	678.2	678.0	678.8	55°
167.5°	688.0	688.0	688.0	688.0	688.0	688.0	688.0	688.0	688.0	688.0	689.2	57.5°
170°	694.2	694.4	694.6	694.8	695.0	695.2	695.4	695.6	695.8	696.0	697.0	60°
172.5°	694.2	694.4	694.6	694.8	695.0	695.2	695.4	695.6	695.8	696.0	697.0	62.5°
175°	695.8	695.6	695.4	695.2	695.0	694.8	694.6	694.4	694.2	694.0	695.0	65°
177.5°	700.7	700.4	700.1	699.8	699.5	699.2	698.9	698.6	698.3	698.0	698.8	67.5°
180°	700.0	700.0	700.0	700.0	700.0	700.0	700.0	700.0	700.0	700.0	700.0	69°
												70°
												72.5°
												75°
												77.5°
												80°
												82.5°
												85°
												87.5°
												90°
												92.5°
												95°
												97.5°
												100°
												102.5°
												105°
												107.5°

NUMBER: P226336  
 NUMBER: ISW-AF-600-LED-E1-T2-8030-ULG

REPORT NUMBER: P  
 CATALOG NUMBER:

**DISTRIBUTION (continued):**

**CANDELA DISTRIBUTION**

87°	88°	89°	90°	95°	105°	115°	125°	135°	145°	155°	110°	87°
464.5	464.5	464.5	464.5	464.5	464.5	464.5	464.5	464.5	464.5	464.5	110°	116.4
467.9	467.9	466.5	465.5	462.1	456.3	450.5	445.1	437.9	435.0	431.1	112.5°	147.0
469.4	468.4	467.0	465.0	458.2	444.7	430.6	415.6	400.1	386.0	369.5	115°	177.4
470.4	468.4	466.5	464.1	454.4	433.5	405.4	375.8	348.2	327.3	318.6	117.5°	208.4
470.8	469.4	467.0	463.6	450.0	419.0	373.9	331.2	306.9	298.7	297.2	120°	243.0
476.2	473.8	469.9	466.0	448.1	403.0	338.5	297.7	288.0	291.9	298.7	122.5°	276.4
483.0	480.1	475.2	471.3	447.1	382.1	304.0	278.8	282.2	292.9	304.0	125°	310.0
495.1	490.2	484.9	481.0	449.0	356.4	276.4	269.1	279.3	292.9	307.9	127.5°	345.8
513.0	506.2	499.9	493.2	451.9	324.4	259.9	262.8	274.9	289.5	306.0	130°	379.4
535.3	527.6	518.9	508.7	455.3	296.8	250.7	256.0	267.2	279.8	293.4	132.5°	414.4
565.4	554.7	543.6	531.0	460.2	266.7	242.5	248.3	255.1	262.3	269.1	135°	450.4
603.2	588.7	576.6	559.6	465.0	246.3	235.7	237.6	239.1	240.0	239.5	137.5°	481.4
653.7	631.4	617.3	596.4	470.4	235.7	227.9	225.5	223.1	219.7	215.8	140°	509.8
707.0	688.6	666.3	639.6	473.8	228.4	220.6	212.9	206.1	202.7	202.7	142.5°	534.8
769.1	746.3	718.2	684.7	469.4	220.6	210.9	200.8	196.9	201.2	199.8	145°	558.8
831.1	799.6	768.6	730.3	458.7	211.9	200.3	194.9	197.8	192.0	188.6	147.5°	583.8
899.5	864.6	821.4	776.8	443.2	202.7	194.9	197.8	187.7	180.9	183.8	150°	607.6
976.1	934.9	888.4	827.7	433.0	196.9	186.7	189.1	180.4	175.5	174.1	152.5°	625.0
1080.4	1021.7	965.0	893.7	440.8	187.7	170.7	180.4	175.5	171.2	167.3	155°	639.2
1182.7	1120.1	1053.2	969.3	454.4	180.9	158.1	171.2	174.6	167.3	160.0	157.5°	652.0
1285.5	1219.1	1141.0	1047.4	470.8	176.5	148.4	160.0	172.1	163.4	157.6	160°	662.4
1393.6	1309.7	1229.7	1128.9	492.2	172.1	140.6	150.3	167.8	163.4	154.7	162.5°	670.4
1507.1	1408.2	1328.2	1219.1	529.5	165.8	130.9	142.6	163.4	162.9	151.8	165°	679.6
1639.0	1550.7	1447.9	1336.9	581.4	158.6	122.2	136.7	159.5	161.0	148.4	167.5°	690.4
1863.5	1772.3	1648.2	1542.5	684.2	148.9	116.9	130.9	153.2	157.1	145.5	170°	698.0
2227.7	2103.5	1989.6	1890.7	860.2	135.3	113.0	124.6	146.4	152.3	143.0	172.5°	698.0
2645.2	2524.0	2386.2	2219.9	958.2	122.7	107.6	116.9	139.7	147.4	140.6	175°	696.0
2822.7	2664.1	2496.8	2299.4	864.6	112.5	101.8	109.6	131.9	140.6	137.2	177.5°	699.6
2741.2	2580.7	2386.2	2192.8	752.1	107.2	98.4	105.7	126.1	136.3	133.8	180°	700.0
2599.6	2438.1	2264.5	2032.3	671.6	104.3	96.0	103.3	123.7	133.8	131.9		
2056.0	1912.0	1752.0	1575.0	457.8	94.6	88.3	96.0	114.0	125.1	124.6		
1089.6	1047.4	929.1	825.3	237.1	84.4	80.0	87.8	105.2	116.9	116.9		
392.3	355.9	340.4	282.7	126.1	73.7	71.8	77.6	95.5	106.7	106.2		
148.4	144.5	129.5	121.2	80.0	60.1	60.6	66.4	83.9	94.6	94.1		
83.9	76.1	73.7	71.3	50.9	47.5	49.9	55.8	71.8	81.0	82.4		
40.2	37.3	36.4	33.9	33.5	36.4	39.3	44.1	57.2	68.4	66.9		
19.4	18.4	17.9	17.5	23.8	23.3	28.6	30.5	38.3	54.3	49.0		
13.3	13.3	12.8	11.8	13.8	16.8	18.2	20.1	23.0	39.5	33.7		
6.0	6.0	6.0	6.0	6.0	6.0	7.0	7.0	6.0	6.0	6.0		
7.0	7.0	7.0	7.0	7.0	7.0	8.0	7.0	7.0	7.0	7.0		
8.0	8.0	8.0	8.0	8.0	9.0	10.0	12.0	9.0	9.0	8.0		
19.0	19.0	19.0	19.0	19.0	23.0	26.0	29.0	21.0	12.0	10.0		
38.6	38.4	38.2	38.0	39.0	42.0	47.0	50.0	40.0	27.0	18.0		
61.0	61.0	61.0	61.0	61.0	65.0	70.0	72.0	63.0	48.0	36.0		
86.6	86.4	86.2	86.0	87.0	90.0	94.0	95.0	88.0	73.0	58.0		

'226336  
 ISW-AF-600-LED-E1-T2-8030-ULG

REPORT NUMBER: P226336  
 CATALOG NUMBER: ISW-AF-6I

**TION (continued):**

**CANDELA DISTRIBUTION (con**

88°	89°	90°	95°	105°	115°	125°	135°	145°	155°		165°	175°
116.6	116.8	117.0	116.0	119.0	121.0	120.0	114.0	102.0	87.0	0°	464.5	464.5
147.0	147.0	147.0	147.0	149.0	150.0	148.0	143.0	134.0	121.0	2.5°	427.7	420.9
177.6	177.8	178.0	177.0	179.0	182.0	179.0	174.0	168.0	159.0	5°	357.4	356.4
208.6	208.8	209.0	208.0	210.0	215.0	211.0	205.0	202.0	197.0	7.5°	313.3	306.9
243.0	243.0	243.0	243.0	245.0	250.0	246.0	243.0	237.0	233.0	10°	298.7	298.2
276.6	276.8	277.0	276.0	278.0	283.0	279.0	277.0	271.0	267.0	12.5°	305.0	306.5
310.0	310.0	310.0	310.0	310.0	315.0	313.0	310.0	305.0	299.0	15°	313.3	316.2
346.2	346.6	347.0	345.0	346.0	346.0	345.0	340.0	339.0	333.0	17.5°	318.6	323.9
379.6	379.8	380.0	379.0	381.0	381.0	377.0	372.0	370.0	366.0	20°	317.1	323.4
414.6	414.8	415.0	414.0	414.0	416.0	411.0	405.0	404.0	401.0	22.5°	301.1	304.0
450.6	450.8	451.0	450.0	447.0	448.0	443.0	437.0	435.0	432.0	25°	272.5	273.5
481.6	481.8	482.0	481.0	476.0	475.0	473.0	468.0	464.0	460.0	27.5°	238.1	237.1
510.2	510.6	511.0	509.0	504.0	502.0	500.0	497.0	491.0	489.0	30°	213.8	207.5
535.2	535.6	536.0	534.0	533.0	533.0	527.0	525.0	521.0	518.0	32.5°	202.7	198.8
559.2	559.6	560.0	558.0	561.0	562.0	556.0	551.0	550.0	547.0	35°	194.9	188.6
584.2	584.6	585.0	583.0	586.0	585.0	580.0	575.0	574.0	574.0	37.5°	202.2	201.7
608.4	609.2	610.0	606.0	603.0	600.0	597.0	593.0	593.0	593.0	40°	209.0	208.0
626.0	627.0	628.0	623.0	618.0	614.0	611.0	610.0	610.0	609.0	42.5°	197.4	188.6
639.8	640.4	641.0	638.0	636.0	631.0	626.0	628.0	630.0	627.0	45°	176.0	165.8
653.0	654.0	655.0	650.0	650.0	648.0	644.0	645.0	646.0	644.0	47.5°	161.5	155.7
663.6	664.8	666.0	660.0	661.0	664.0	658.0	655.0	655.0	656.0	50°	154.7	152.7
671.6	672.8	674.0	668.0	670.0	671.0	667.0	663.0	661.0	665.0	52.5°	152.7	157.6
680.4	681.2	682.0	678.0	680.0	677.0	672.0	673.0	673.0	676.0	55°	151.8	157.1
691.6	692.8	694.0	688.0	688.0	684.0	678.0	685.0	688.0	686.0	57.5°	145.0	154.2
699.0	700.0	701.0	696.0	694.0	689.0	686.0	691.0	693.0	692.0	60°	140.1	151.3
699.0	700.0	701.0	696.0	694.0	692.0	689.0	690.0	690.0	693.0	62.5°	137.2	149.8
697.0	698.0	699.0	694.0	696.0	695.0	690.0	690.0	691.0	695.0	65°	134.8	150.8
700.4	701.2	702.0	698.0	701.0	699.0	694.0	695.0	697.0	699.0	67.5°	130.9	153.7
700.0	700.0	700.0	700.0	700.0	700.0	700.0	700.0	700.0	700.0	69°	129.0	153.2
										70°	127.0	151.8
										72.5°	120.3	140.1
										75°	112.0	123.7
										77.5°	101.3	106.2
										80°	89.7	92.6
										82.5°	78.1	89.2
										85°	61.1	75.6
										87.5°	45.1	41.7
										90°	32.7	23.9
										92.5°	5.0	4.0
										95°	6.0	5.0
										97.5°	8.0	7.0
										100°	9.0	8.0
										102.5°	13.0	11.0
										105°	27.0	22.0
										107.5°	49.0	42.0



REPORT NUMBER: P226336

CATALOG NUMBER: ISW-AF-600-LED-E1-

00-LED-E1-T2-8030-ULG

**tinued):**

180°
464.5
422.4
353.5
307.4
299.7
305.5
317.1
325.9
324.9
306.5
274.5
241.0
212.4
203.2
191.5
204.1
210.0
190.6
165.8
154.7
151.8
159.1
156.6
154.7
151.8
149.4
148.9
149.8
147.9
145.5
130.9
117.8
106.2
93.6
79.0
59.2
45.1
21.0
4.0
5.0
7.0
8.0
11.0
21.0
41.0

**CANDELA DISTRIBUTION (continued):**

	165°	175°	180°
110°	74.0	68.0	66.0
112.5°	106.0	99.0	99.0
115°	147.0	139.0	140.0
117.5°	189.0	184.0	184.0
120°	226.0	223.0	225.0
122.5°	261.0	260.0	263.0
125°	296.0	294.0	298.0
127.5°	329.0	329.0	330.0
130°	362.0	361.0	363.0
132.5°	393.0	394.0	396.0
135°	426.0	426.0	429.0
137.5°	459.0	457.0	460.0
140°	487.0	485.0	488.0
142.5°	517.0	515.0	518.0
145°	544.0	546.0	550.0
147.5°	571.0	572.0	575.0
150°	593.0	592.0	595.0
152.5°	608.0	608.0	611.0
155°	625.0	625.0	629.0
157.5°	643.0	643.0	646.0
160°	659.0	660.0	663.0
162.5°	669.0	669.0	673.0
165°	676.0	678.0	681.0
167.5°	684.0	687.0	690.0
170°	692.0	695.0	698.0
172.5°	695.0	697.0	699.0
175°	697.0	698.0	700.0
177.5°	700.0	705.0	707.0
180°	700.0	700.0	700.0

(END OF F

Cooper Lighting Solutions Photometric Lab  
1121 Highway 74 South  
Peachtree City, GA 30269

Scaled Data Report

